

Direct practices in Washington state

Annual report to the Legislature
Dec. 1, 2024

Mike Kreidler, *Insurance Commissioner*

www.insurance.wa.gov

Table of contents

Direct practices in Washington state	1
Executive summary	3
Background	4
Participation trends	5
Complaints.....	8
Other data.....	9
Fees.....	9
Direct practices and the insurance market	11
Declined and discontinued patients.....	12
Recommendations for legislative modifications.....	13
APPENDIX A: Websites and addresses for direct practices.....	14
APPENDIX B: Changes in practice average monthly fees over time	17

Executive summary

[RCW 48.150.100](#) directs the Office of the Insurance Commissioner (OIC) to report annually to the Washington state Legislature on direct practices including, but not limited to, participation trends, complaints received, voluntary data reported by the direct practices, and any necessary modifications to [Chapter 48.150 RCW](#). OIC submitted its initial report to the Legislature in 2009 and has reported annually since then. Much of the data included in this report is submitted voluntarily by direct practices and is in addition to information related to the OIC's registration and renewal requirements.

Direct practices are health care providers furnishing primary care services through agreements directly with a patient, in exchange for periodic payments from the patient to the practice. Direct practice providers charge a set monthly fee for all primary care services, regardless of the number of visits or care provided.

Current law gives the OIC limited oversight authority over direct practices. Direct practices must register with the OIC. However, all complaints submitted to the OIC related to direct practices are referred to the Department of Health for investigation or enforcement.

Fiscal Year (FY) 2024 findings

Participation trends:

- The number of registered direct practices remained the same at 81. The 19 direct practices that left the market were offset by 19 new entrants.
- The number of enrolled patients decreased slightly from FY 2023 to FY 2024, by 250 patients.
- Sixty-two direct practices enrolled patients in both FY 2023 and FY 2024. These practices saw a net increase of 3,841 patients.

Complaints:

- The OIC did not receive any complaints in FY 2024.

Other data:

- **Fees:** Average fees increased 2.7%. Of the 62 direct practices operating in both FY 2023 and FY 2024, 32 either decreased or did not change their fee, 30 increased. Monthly fees ranged from \$35 to \$1,429. Thirty-three percent of enrolled patients paid \$100 or more per month.
- **Direct practices and the insurance market:** Among direct practices that reported this data, the share of patients with private insurance increased to over 60%, while the share of patients who were uninsured or enrolled in Medicare/Medicaid declined. The OIC added two new categories to this section: "other types of coverage" and "unreported."
- **Declined and discontinued patients:** 20 direct practices discontinued patients, most commonly for nonpayment. Fifteen direct practices declined patients, most commonly because the practice was full.

Modifications to Chapter 48.150 RCW:

- The OIC does not recommend any modifications to Chapter 48.150 RCW at this time.

Background

What is a direct practice?

In 2007, the Legislature authorized establishment of direct practices in Washington state by passing [E2SSB 5958](#) (codified as [Chapter 48.150 RCW](#)). Direct practices are health care providers furnishing primary care services through direct agreements with a patient, in exchange for periodic payments from the consumer to the practice. A set monthly fee is charged for all primary care services, regardless of the number of visits or care provided.

Direct practices are intended to provide an alternative means for patients to receive and pay for primary care services, or “medical homes.” They are sometimes called “retainer” or “concierge” practices, or “direct patient-provider primary care” practices.

Registered direct practices operate within the safe harbor created by [Chapter 48.150 RCW](#) and are not insurers, health carriers, health care service contractors, or health maintenance organizations as defined in [Title 48 RCW](#). They are not required to meet certain requirements for insurers, including but not limited to financial solvency, capital maintenance, market conduct, and reserve and filing requirements.

Prior to 2007, direct care providers were subject to the state law for health care service contractors. Due to the limited nature of the business model, the Legislature recognized that imposing the full scope of regulation was not practical for the limited number of direct care providers.

What services can direct practices provide?

[Chapter 48.150 RCW](#) addresses the scope of primary care services that direct practices can provide, payment for those services, and the circumstances under which a direct practice provider can bill a health insurer for services not included in a direct agreement. Primary care services are defined in [RCW 48.150.010\(8\)](#) as “routine healthcare services, including screening, assessment, diagnosis, and treatment for the purpose of promotion of health, and detection and management of disease or injury.”

Under [RCW 48.150.010\(4\)\(d\)](#), direct practice services must not include:

- Hospitalization
- Major surgery
- Dialysis
- High-level radiology
- Rehabilitation services
- Procedures requiring general anesthesia
- More than an initial 30-day supply of prescription drugs
- Similar advanced procedures, services, or supplies

[RCW 48.150.110](#)(1) requires direct practice agreements to contain this disclaimer: *"This agreement does not provide comprehensive health insurance coverage. It provides only the health care services specifically described."*

Direct practices cannot bill health insurers for primary care services encompassed within a direct agreement, as this would result in "double dipping" or collecting payment twice. However, direct practice providers can contract with health insurers to bill for services that are outside of the scope of the direct agreement. Patients are advised to obtain other insurance such as a high-deductible health plan, to ensure that emergency and other services are covered.

Direct practices cannot sell to employer groups or enter into coverage agreements with employers. However, they can accept direct fees paid by an employer on behalf of an employee who is a patient.

Enforcement and annual reporting

Current law gives the OIC limited oversight authority over direct practices. Direct practices must register with the OIC. However, [RCW 48.150.090](#) makes a violation of the direct practice chapter a violation of the [Uniform Disciplinary Act](#). All complaints submitted to OIC related to registered or unregistered direct practices are referred to the Department of Health for investigation or enforcement.

Direct practices file a statement with the OIC to register and then annually submit a statement as a condition to continuing to offer direct practice services. Information for prior years is available in past reports on the OIC's website. *

Required direct practice annual statements include:

- The number of providers in each practice.
- The total number of patients served.
- The average direct practice fee.
- Names of direct practice providers.
- Business addresses.

Participation trends

From FY 2023 to FY 2024, there was:

No change in the number of direct practices registered with the OIC. Total registrations did not change from 2023 to 2024 with 81 direct practices registered in both years. Nineteen direct practices reported to the OIC for the first time in 2024, while 19 exited the market. Among the direct practices that reported for the first time in 2024, four indicated enrollment of over 200 patients. Direct practices are now present in 18 of 39 Washington counties.

* Link to past reports: <https://www.insurance.wa.gov/legislative-and-commissioner-reports>

A **slight decrease** in overall patient participation. Total direct practice participants decreased by 250 (0.8%) from 31,669 to 31,419. The proportion of all Washington residents who were enrolled in a direct practice was unchanged at roughly 0.4%.

A **decrease** in the number of direct practices who reported being in-network providers in a health carrier's network, from 21 practices in FY 2023 to 17 in FY 2024. This is still a **marked increase** from this report's inception in 2007, when all providers were exclusively engaged in direct primary care. Six practices did not report the percentage of their business that is direct practice. Five practices reported that 5% or less of their business is direct practice. Forty-six direct practices reported that 100% of their business is direct practice.

For the 62 direct practices that enrolled patients in both 2023 and 2024:

Enrollment **increased** at 48 direct practice clinics, for a combined total of 4,832 new patients. Eight of these clinics experienced an enrollment increase of over 200 patients from FY 2023 to FY 2024.

Enrollment **decreased** at 12 direct practice clinics, with a combined decrease of 991 patients.

Enrollment **did not change** at two direct practices.

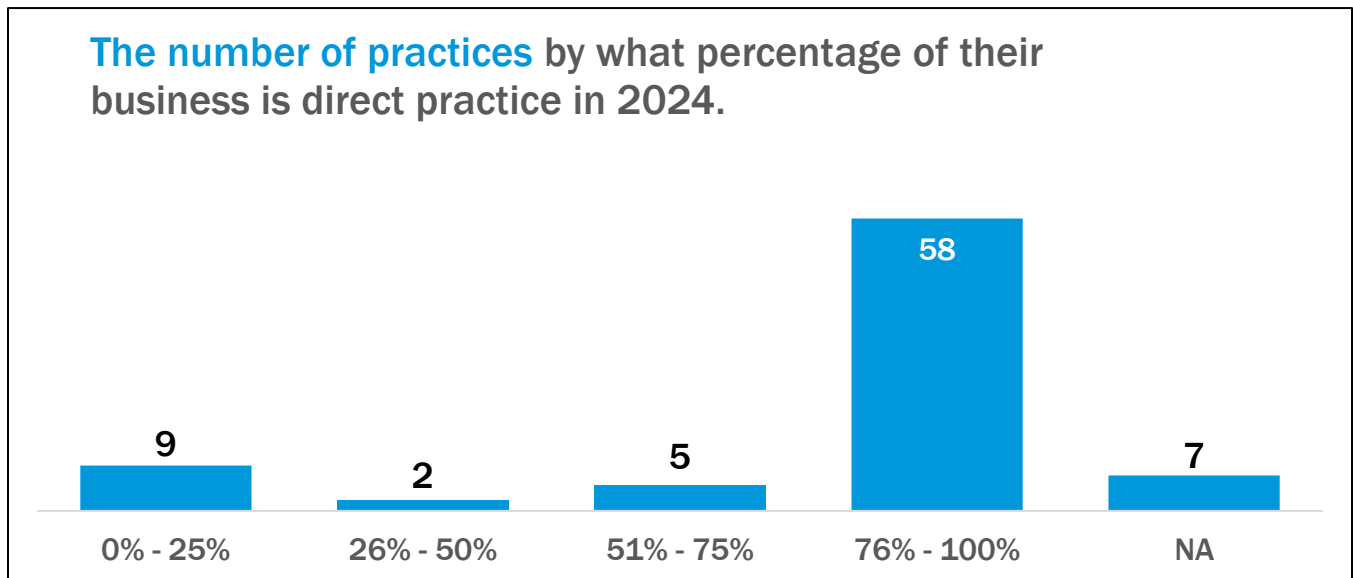


Figure 1 is bar chart showing the number of practices by what percentage of their business is direct practice in 2024.

Figure 1: The number of clinics grouped by what percentage of their business is direct practice for the year 2024. Fifty-eight of 82 practices indicated that between 76% and 100% of their business is direct practice.

The number of direct practices by their change in enrollment from 2023 to 2024.

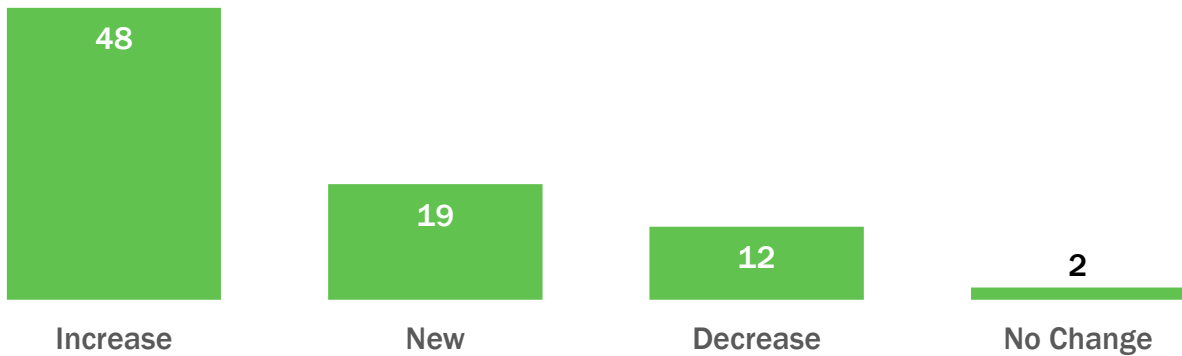


Figure 2 is a bar chart showing the number of direct practices by their change in enrollment from 2023 to 2024

Figure 2: The total number of direct practice patients in WAS by year from 2019 to 2024. The total number of patients has increased each year, except for in 2024.

The number of direct practice patients in WA since 2019.

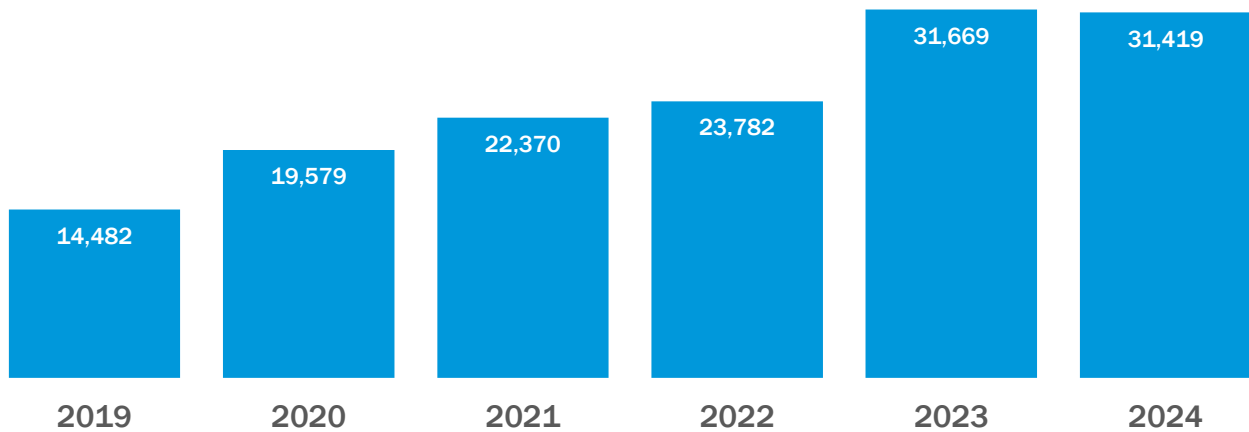


Figure 3 is a bar chart showing the number of direct practice patients in WA since 2019.

Figure 3: The number of direct practices grouped by their change in enrollment from 2023 to 2024. Forty-eight out of 82 direct practices saw an increase in enrollment. Nineteen direct practices were reported as new.

Number of direct practice patients by county in 2024.

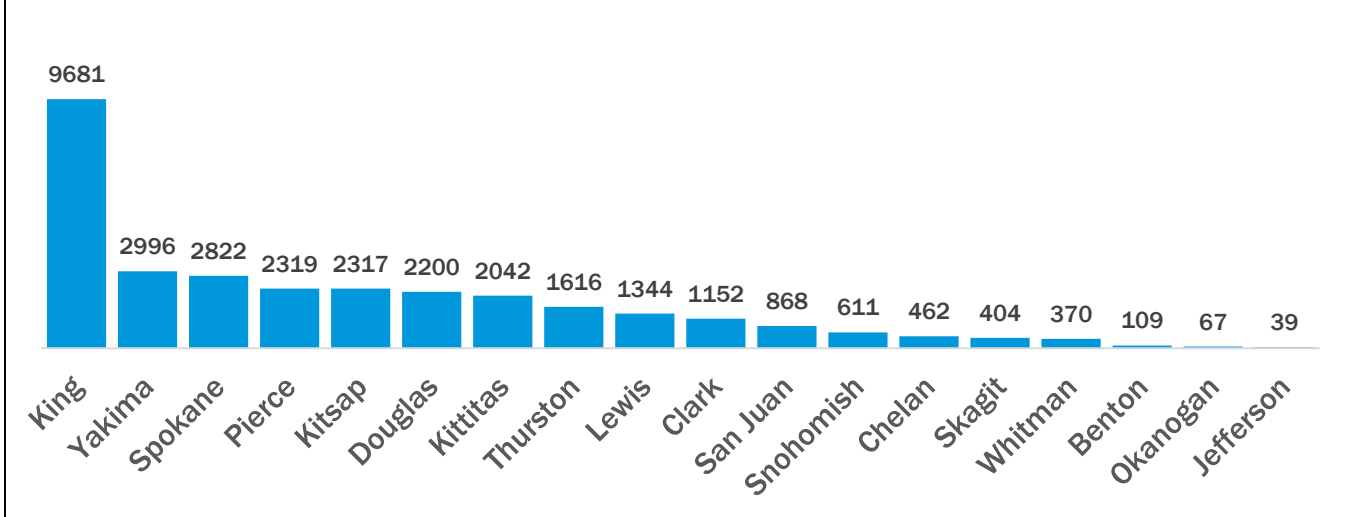


Figure 4 is a bar chart showing the number of direct practice patients by county in 2024.

Figure 4: The number of direct practice patients reported in each county for the year 2024. King County had substantially more patients than any other county.

Number of direct practices by county in 2024.

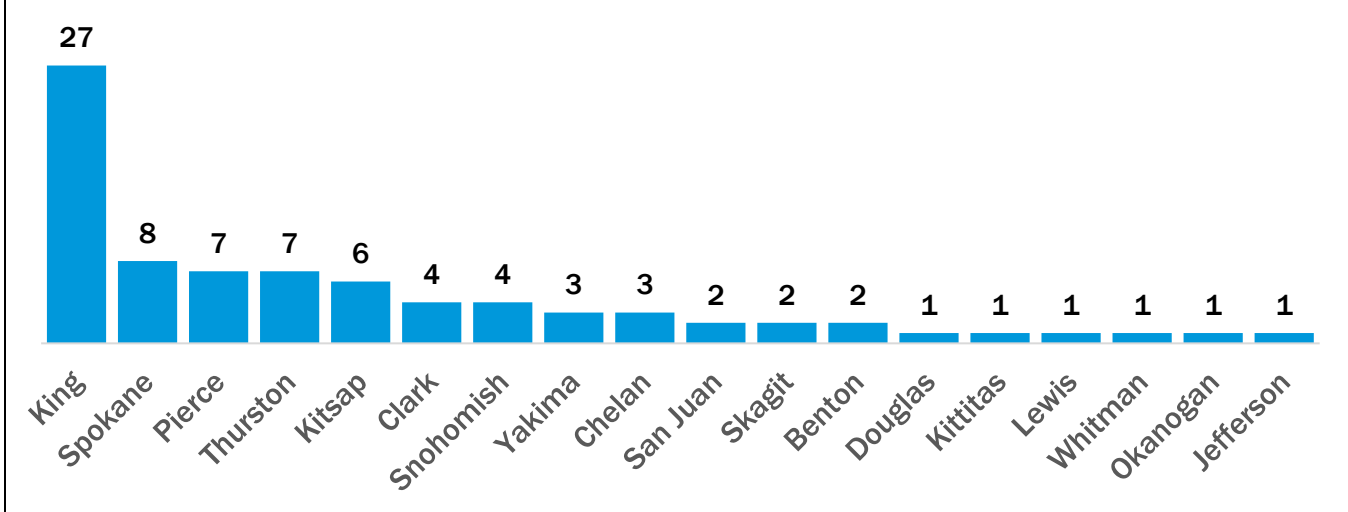


Figure 5 is a bar chart showing the number of direct practices by county in 2024.

Figure 5: The number of direct practice clinics reported in each county for the year 2024. King County had substantially more direct practices than any other county.

Complaints

The OIC did not receive any complaints in FY 2024.

Other data

Fees

The average direct practice monthly fee **increased** by 2.7%, from \$150.28 in FY 2023 to \$154.29 in FY 2024. The average monthly fee for the newly registered direct practices in FY 2024 is \$103.37. There were 19 newly registered practices, two of which were excluded from the average because they reported no patients and no monthly fees.

For the 62 direct practices that enrolled patients in both FY 2023 and FY 2024:

Fees **increased** at 30 direct practices. Of these, 18 increased fees by \$10/month or more. The average increase was \$23.70/month, up from an average increase of \$20.57/month in FY 2023. Among direct practices that increased fees, the average FY 2024 monthly fee was \$204.

Fees **decreased** at 11 direct practices. The average decrease was \$35.90/month, compared to an average decrease of \$11.61/month in FY 2023. Among direct practices where the fees decreased, the average FY 2024 monthly fee was \$170.

There was **no change** in fees at 21 direct practices. Of these, the average FY 2024 monthly fee was \$106/month.

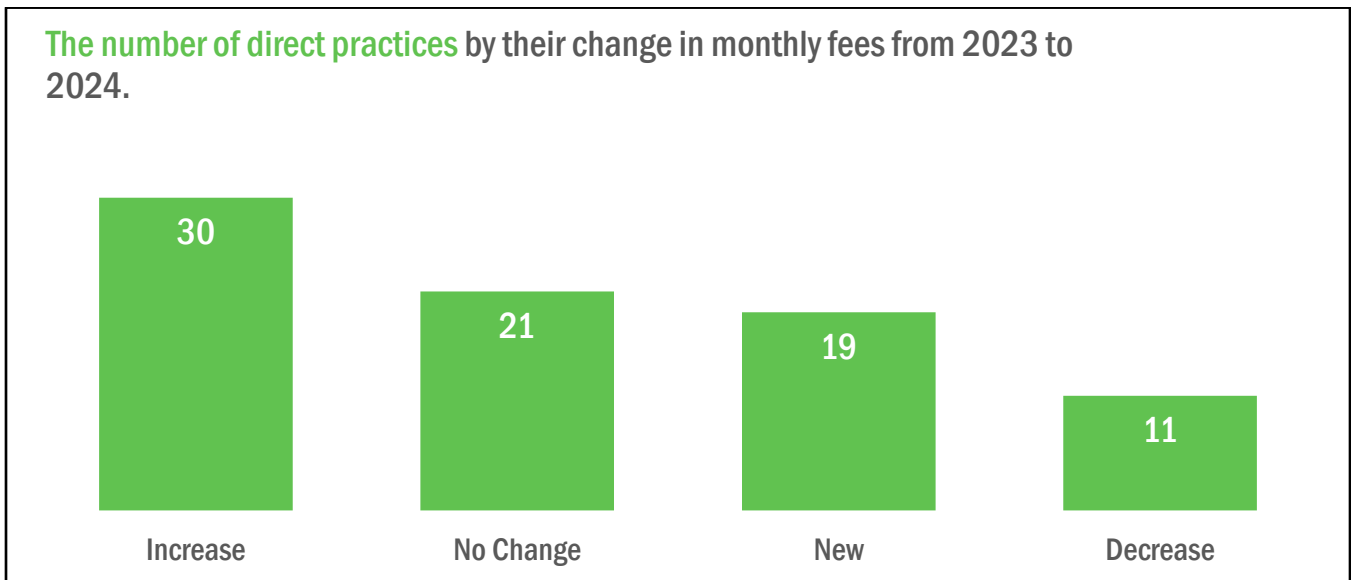


Figure 6 is a bar chart showing the number of direct practices by their change in monthly fees from 2023 to 2024.

Figure 6: The number of direct practices grouped by their average monthly fees. More than half (42 of 81) direct practices indicated that their monthly fees are between \$61 and \$120.

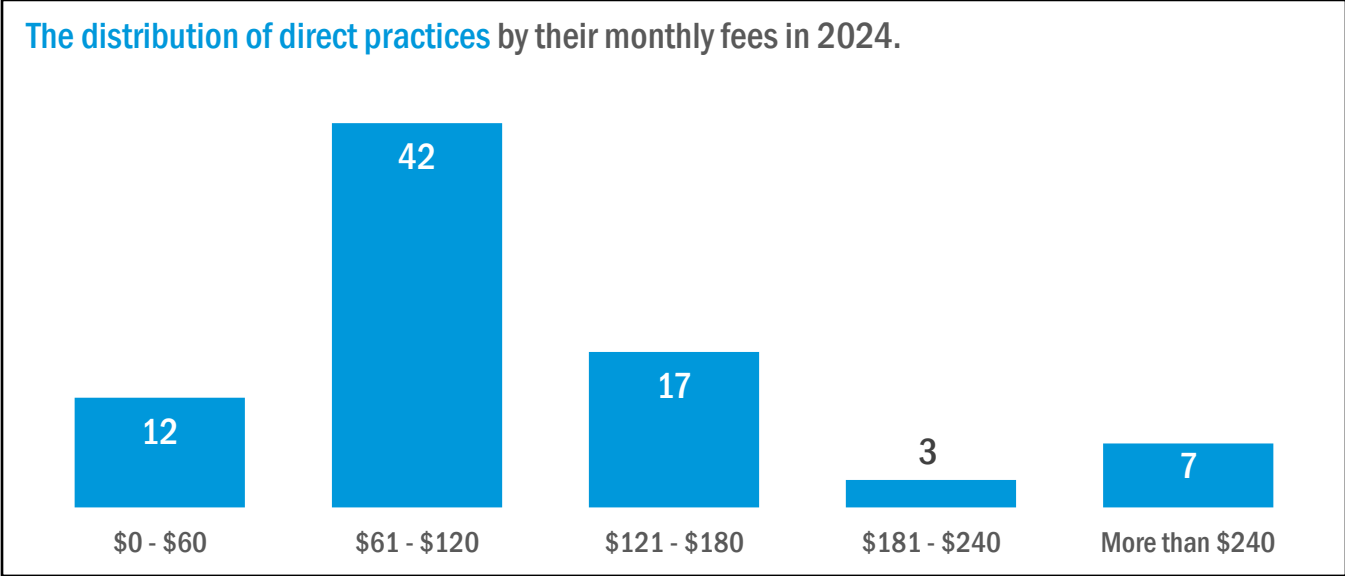


Figure 7 is a bar chart showing the distribution of direct practices by their monthly fees in 2024.
Figure 7: Most direct practices (30 out of 81) saw an increase in their monthly fees from 2023 to 2024.

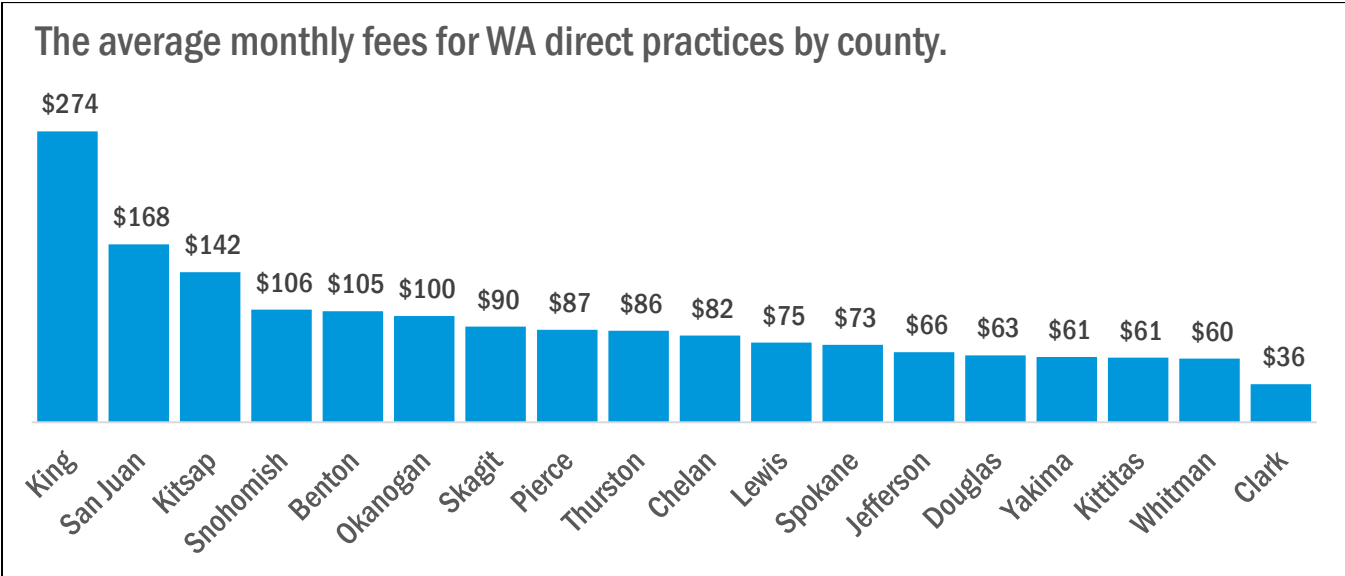


Figure 8 is a bar chart showing the average monthly fees for WA direct practices by county.
Figure 8: The average monthly fee for each county with reporting direct practices for the year 2024. King County had the highest average monthly fee of \$274 and Clark County had the lowest, with an average monthly fee of \$36.

Monthly fees at direct practices varied from \$35 to \$1,429. Figures 7 and 8 below show the distribution of fees in five ranges.

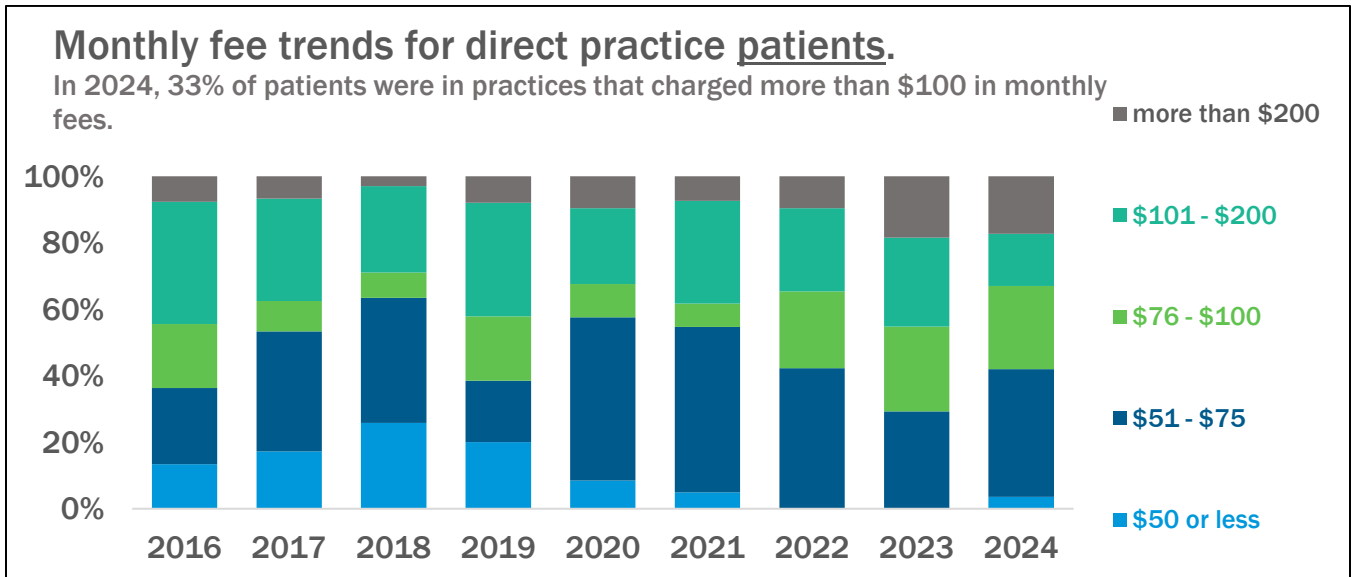


Figure 9 is a bar chart showing the monthly fee trends for direct practice patients. **Figure 9:** The distribution of the percentage of patients by average monthly fees from 2016 to 2024. Since 2016, fewer patients are enrolled in direct practices with \$50 or less monthly fees.

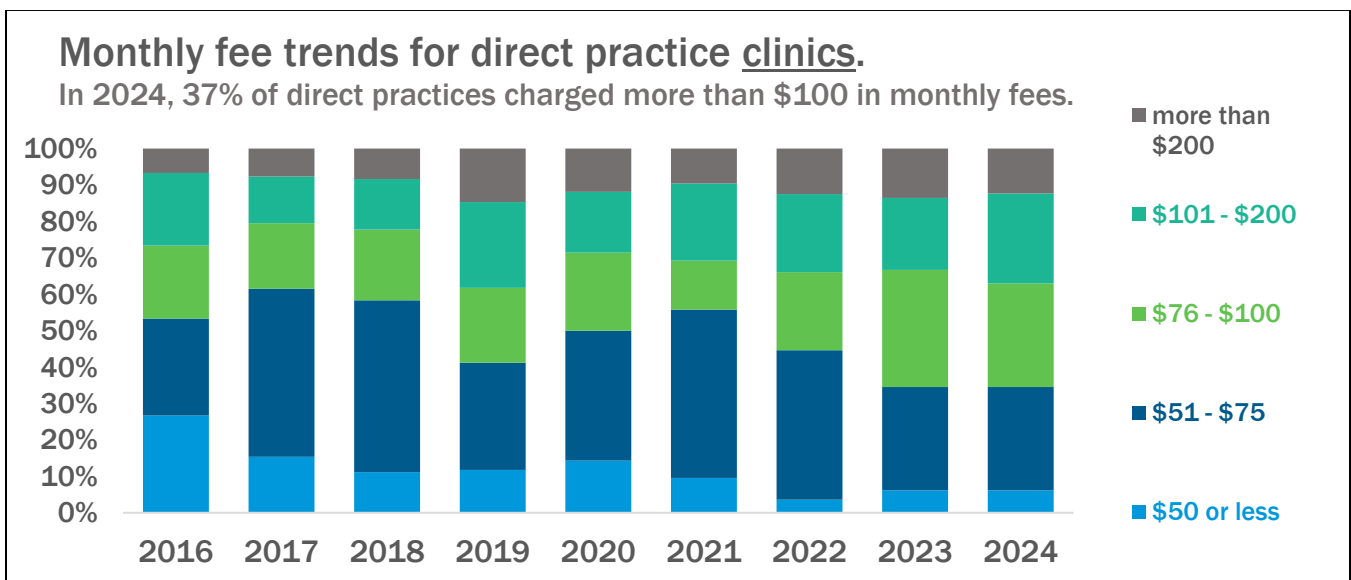


Figure 10 is a bar chart showing monthly fee trends for direct practices between 2016 and 2024. **Figure 10:** The distribution of direct practices by their average monthly fees charged, from 2016 to 2024. Since 2016, a higher percentage of direct practices charge fees of \$76 or more.

Direct practices and the insurance market

The OIC annual survey asks direct practice clinics for information about patients' other health plans when patients enroll. This field is not required, so some direct practices do not provide a response. In FY 2024, 35 direct practices reported the breakdown of their patients' health coverage to some degree. This represents coverage information for 15,054 patients, or 47.9% of total patients enrolled in a direct practice.

The reported percentages below may appear lower when compared to previous years, as the OIC has added two new reporting categories: “unreported” and “other.” The “unreported” category represents the difference between the total number of patients reported by the direct practice, and the sum of patients in each of the health coverage categories.[†] The “other” category represents patients with health plans that do not fit into the other categories.

Among the direct practices that reported this information in FY 2023 and FY 2024:

The proportion of patients with **private insurance** (non-Medicare, non-Medicaid) **increased** from 49.7% to 60.1%. Total patients reported with private insurance in FY 2024: 9,042.

The proportion of patients enrolled in **Medicare decreased** from 25.9% to 19.3%. Total reported patients enrolled in Medicare in FY 2024: 2,899.

The proportion of patients enrolled in **Medicaid decreased slightly** from 4.9% to 4.0%. Total reported patients enrolled in Medicaid in FY 2024: 596.

The proportion of **uninsured** patients **decreased slightly** from 11.5% to 8.6%. Total reported uninsured patients in FY 2024: 1,289.

The proportion of patients with some **other type of coverage** was 2.3%. Total patients with another type of coverage in FY 2024: 339.

The proportion of patients with **unreported coverage** was 5.9%. Total patients with unreported coverage in FY 2024: 889.

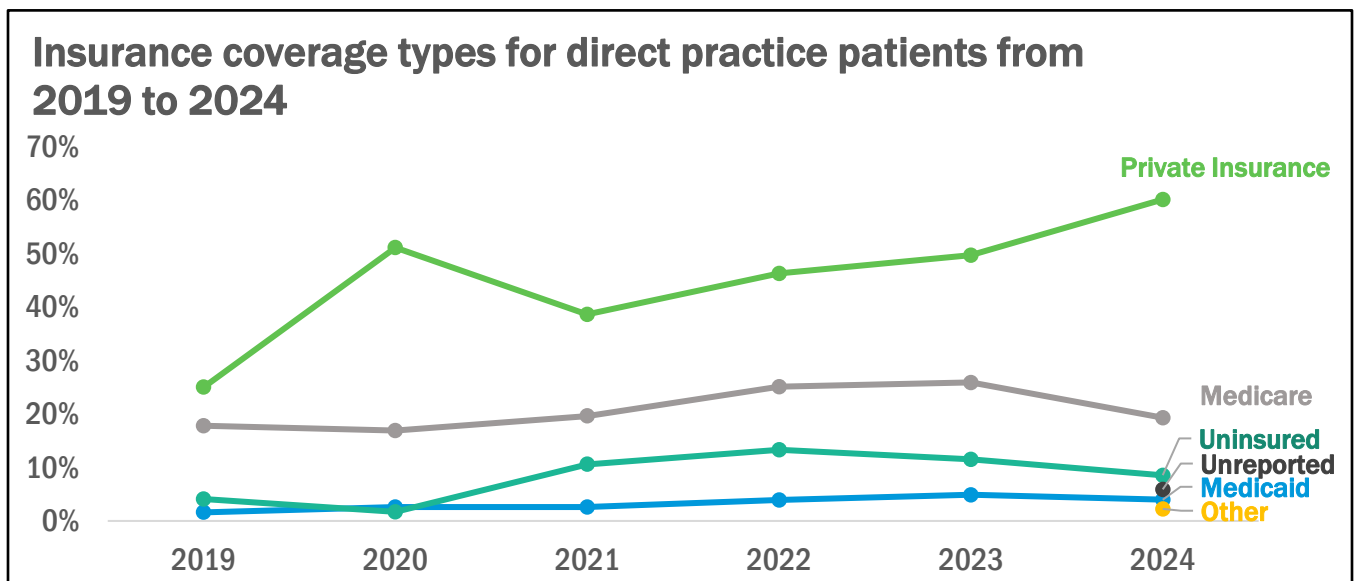


Figure 11 is a line graph showing insurance coverage types for direct practice patients from 2019 to 2024.

Figure 11: The types of insurance coverage that direct practice patients have, from 2019 to 2024. Since 2019, the share of patients with private insurance has increased at a faster rate than other coverage types.

[†] In other words, if a direct practice reported 100 total patients, but only 90 patients are accounted for across the five categories of health plans, 10 patients would fall under the “unreported” category.

Declined and discontinued patients

Discontinued patients

All 81 direct practices responded to the question of whether they had discontinued patients in the past year. Out of the 81 direct practices, 20 had discontinued patients within the past year.

Of the 20 direct practices that indicated they had discontinued patients, the average number of patients discontinued per practice was 31.4. The minimum was one, and the maximum number of discontinued patients was 415. Most discontinuations were for nonpayment.

The following is a list of reasons direct practices discontinued patients in the past year.

Reasons for patient discontinuations

- Nonpayment
- Patient moved
- Noncompliance and lack of provider patient trust
- Behavior
- Medical fraud
- Direct practice ended an existing partnership with an employer group/other direct practice
- Deceased
- Patient entered hospice care

Declined patients

All 81 direct practices responded to the question of whether they had declined any patients. Fifteen direct practices indicated they had declined patients.

Of the 15 direct practices that declined patients, the average number of patients declined was 22.1. The minimum was one, and the maximum number of patients declined by a single direct practice was 106. The most common reason for declining a patient was because the practice was full.

The following is a list of reasons direct practices declined patients within the past year.

Reasons for declining patients

- Practice full
- Verbal abuse toward providers
- Not able to meet patient's expectations
- Complexity of patient's needs were not a fit for the services provided
- Patient has Medicare and provider is opted out of Medicare

Recommendations for legislative modifications

The OIC does not recommend any modifications to Chapter 48.150 RCW at this time.

APPENDIX A: Websites and addresses for direct practices

Direct practice name	Address	County	Website
Aloha Health Clinic, PLLC	25 N Wenatchee Ave, Suite 207B, Wenatchee, WA 98801	Chelan	www.alohahealthclinic.com
Assurance Healthcare & Counseling Center, LLC	3611 River Road, Suite 200, Yakima, WA 98902	Yakima	www.assurancehealth.org
Baker Direct Primary Care	2207 N Molter Road, Suite 203, Liberty Lake, WA 99019	Spokane	www.bakerdpc.com
Bjurstrom & Lee, PLLP	1231 116th Ave NE, Suite 700, Bellevue, WA 98004	King	www.md2.com
Bridge Primary Care, PLLC	231 Madison Ave S, Bainbridge Island, WA 98110	Kitsap	www.bridgeprimarycare.com
Capitol Hill Medical	901 Boren Ave, Suite 705, Seattle 98104	King	https://www.capitolhillmedical.com/for-prospective-patients
Care Medical Associates, PLLC	1407 116th Ave NE, Suite 102, Bellevue, WA 98004	King	www.cmadoc.com
Choice Family Urgent & Primary care	11402 N Newport Hwy, Spokane, WA 99218	Spokane	www.choicefamilies.com
ChymiyMattyMDllc	19036 Front Street NE, Poulsbo, WA 98370	Kitsap	https://pacificamedicine.com/
Coho Medical Group, PLLC	1515 116th Ave NE, Suite 201, Bellevue, WA 98004	King	www.cohomedical.com
DawnMD LLC	540 E Main Street, Suite A, Pullman WA 99163	Whitman	www.dawn.md
Deeds Health, PLLC	4141 California Ave SW, Suite 1, Seattle, WA 98116	King	www.deedshealth.com
Destiny Direct Primary Care and Wellness Center, PLLC	4401 Bridgeport Way W, University Place, WA 98466	Pierce	www.destinydirect.net
Direct Primary Care	212 E Central Ave, Suite 360, Spokane, WA 99208	Spokane	www.mydpcclinic.com
Docere Integrated Medicine	4329 A Street SE, Suite F, Auburn, WA 98002	King	https://docereim.com/
Dr Cranney Family Medicine	2020 E 29th Ave, Suite 235, Spokane, WA 9923	Spokane	https://www.drcranney.com/
Dr. Roeder Direct Primary Care	3201 Commercial Ave, Suite B, Anacortes, WA 98221	Skagit	www.anacortesdoctor.com
Dragonfly Medicine	18 Haven Road, Suite 210 E, Eastsound, WA 98245	San Juan	www.salishseamedical.com
Edmonds Health Clinic	221 4th Ave, North Edmonds, WA 98020	Snohomish	www.edmondshealthclinic.com
Ellensburg Family Medicine	100 W 3rd Ave, Ellensburg, WA 98926	Kittitas	www.compassdirecthealthcare.com
Emerald City Health PLLC	1229 Madison Street, Suite 1290, Seattle, WA 98104	King	www.md2.com
Equinox Primary Care PLLC	2200 6th Ave, Suite 102, Seattle, WA 98121	King	www.equinoxprimarycare.com
Essential Direct Primary Care, PLLC	405 Black Hills Lane SW, Suite B2, Olympia, WA 98502	Thurston	www.essentialdpc.com
Eventide Health PLLC	232 A Street, Unit C3, Friday Harbor, WA 98250	San Juan	https://eventidehealth.com/
Everside Health	2115 S 56th Street, Suite 310, Tacoma, WA 98409	Pierce	www.Eversidehealth.com

Direct practice name	Address	County	Website
Family and Wellness Medicine	34004 16th Ave S, Suite 100, Federal Way, WA 98003	King	www.fmwwa.com
Fern Lane Company LLC	708 E Morris Street, Suite B, La Conner, WA 98257	Skagit	www.thrivedirecthealthcare.com
Functional Health Solutions	302 Maple Ave, Snohomish, WA 98290	Snohomish	www.solutionsbydrsam.com
Gasow Wellness Direct Primary Care, PLLC	9951 Mickelberry Road NW, Suite 119, Silverdale, WA 98383	Kitsap	www.gasowwellness.com
GoodMed Direct Primary Care	6553 California Ave SW, Suite A, Seattle, WA 98136	King	https://www.goodmedclinic.com/
HERITAGE FAMILY MEDICINE	4001 Harrison Ave NW, Suite 101, Olympia, WA 98502	Thurston	www.heritagefamilymedicine.com
Home Family Medicine	3601 W Washington Ave, Suite 160, Yakima, WA 98903	Yakima	www.homefamilymed.com
Hometown Medical Services, PLLC	400 S Jefferson St, Suite 109E Spokane WA 99204	Spokane	www.medina-direct.com
Ivy Direct Primary Care	1207 Washington Street, Vancouver, WA 98660	Clark	https://www.ivydirectprimarycare.com/
James and Lacambra PLLC	1600 East Jefferson Street, Suite 500, Seattle, WA 98122	King	www.seattlepremierhealth.com
Jared M. Hendler, M.D. PLLC	231 Madison Ave S, Bainbridge Island, WA 98110	Kitsap	www.hendlermd.com
Jubilee Clinic	1059 State Ave, Marysville, WA 98270	Snohomish	
Lapis Medicine, PLLC	1010 South L Street, Suite B, Tacoma, WA 98405	Pierce	www.lapisfamilymedicine.com
Liberty Bell Family Medicine PLLC	214 N. Glover Street N, Twisp, WA 98856	Okanogan	www.libertybellfamilymedicine.com
Lighthouse Pediatric Medicine PLLC	1505 NW Gilman Blvd, Suite 8, Issaquah, WA 98027	King	www.lighthousepeds.net
Lilac Direct Primary Care	316 W Boone Ave, Suite 770, Spokane, WA 99201	Spokane	https://lilacdpc.com
Lupine Family Medicine	135 S Worthen Street, Suite 200, Wenatchee, WA 98801	Chelan	www.lupinemd.com
MDSeelig	2200 6th Ave, Suite 102, Seattle, WA 98121	King	www.mdseelig.com
Main Street Family Medicine	6000 NE 88th St, Suite D-102, Vancouver WA 98665	Clark	https://www.mainstreetfamilymed.com/
Manette Clinic A Professional Service Corp	1100 Wheaton Way, Suite F and G, Bremerton, WA 98310	Kitsap	www.themanetteclinic.com
Monarch Healthcare Solutions	216 S Mission Ave, Wenatchee, WA 98801	Chelan	www.monarchhealthcaresolutions.com
Myrostar PLLC	1515 116th Ave NE, Suite 101, Bellevue, WA 98004	King	www.myrostarhealth.com
NFB PLLC	6800 E Green Lake Way N, 200, Seattle, WA 98115	King	www.greenlakeprimarycare.com
North Star Clinic LLC	2120 Lawrence Street, Port Townsend, WA 98368	Jefferson	www.northstar-clinic.com
Novel Healthcare	7201 Pioneer Way, Suite B101, Gig Harbor, WA 98335	Pierce	https://novel.healthcare/
Nurture Well Center , PLLC	1207 North 200th Street, Suite 102, Shoreline, WA 98133	King	www.nurturewellcenter.com
Olympic Medical Services, PS	1603 Cooper Point Road NW, Olympia, WA 98502	Thurston	www.vantagephysicians.net
One Medical Group, Inc.	1600 7th Ave, Suite 110, Seattle, WA 98101	King	www.onemedical.com
Oodle Family Medicine	401 Olympia Ave NE, Suite 300 MB48, Renton. WA 98056	King	www.oodlemd.com
Orca Pediatrics PLLC	405 Black Hills Lane SW, Suite B2, Olympia, WA 98502	Thurston	www.orcapeds.com
PWYC Healthcare	3312 French Loop NW, Olympia, WA 98502	Thurston	www.payitforwardprimarycare.org
Pacific Northwest Wellness Center, PLLC	230 Grant Road, Suite B2, East Wenatchee, WA 98802	Douglas	www.pnwwellnesscenter.com
Pediatrics by Design, PLLC	7220 Linden Ave N, Seattle, WA 98103	King	www.pedsbydesign.com

Direct practice name	Address	County	Website
Perkinson Finch, PLLC	1101 Madison Street, Suite 1501, Seattle, WA 98104	King	www.md2.com
Prompt care direct	1930 9th Steet SE, Puyallup, WA 98372	Pierce	www.promptcaredirect.com
Quick Clinic	2526 Colonial Dr, Centralia, WA 98531	Lewis	www.washingtonpark.md
Remedy health and wellness	112 Columbia Point Drive, Suite 102, Richland, WA 99352	Benton	www.remedyhealth.clinic
Revitalize Metabolic Health PLLC	6625 Wagner Way NW, Suite 201, Gig Harbor, WA 98335	Pierce	https://revitalizemetabolichealth.com/
Revive Innovative Health Care PLLC	106 Plaza Drive SE, Building C1, Yelm, WA 98597	Thurston	www.ReviveFamilyMedicine.com
Ridgefield Family Medicine	8507 S 5th Street, Suite 113, Ridgefield, WA 98642	Clark	www.ridgefieldfamilymedicine.com
Seattle Medical Associates	1124 Columbia Street, Suite 620, Seattle, WA 98104	King	www.seattlemedicalassociates.com
Simply Health LLC	32114 1st Ave S, Suite 202, Federal Way 98003	King	www.simplyhealthdp3.com
Sound Medicine & Wellness	3216 NE 45th Place, Suite 213, Seattle, WA 98105	King	www.soundmedicineandwellness.com
Sunny Family Medicine, PLLC	3908 Creekside Loop, Suite 125, Yakima, WA 98902	Yakima	www.sunnyfamilymedicine.com
The ROW Health Collective, PLLC	8100 Bracken Place SE, Snoqualmie, WA 98065	King	https://row.health
Thread Health	624 W Hastings, Suite 11, Spokane, WA 99218	Spokane	HTTP://threadhealthclinic.com
Thurston Internal Medicine, PLLC	420 McPhee Rd SW, Suite C, Olympia WA 98502	Thurston	https://www.niuolah.com/
Total Collision & Injury Care	1776 Fowler Street, Richland, WA 99352	Benton	https://www.totalcaretricity.com/
Trivas Family Medicine	4141 SW California Ave, Suite 2, Seattle, WA 98126	King	www.trivasfamilymedicine.com
Unbound Health LLC	2110 N Molter Road, Suite 108, Liberty Lake, WA 99019	Spokane	www.primarycare@findyourmode.com
Urgent Medical Center	14201 NE 20th Ave, Suite C101, Vancouver, WA 98686	Clark	www.evermeddpc.com
Vigil Family Medicine PLLC	1901 S Union Ave, Suite B4003, Tacoma, WA 98405	Pierce	www.vigilmd.com
Vintage Direct Primary Care	19319 7th Ave NE, Suite 114, Poulsbo, WA 98370	Kitsap	www.vintagedpc.com
Wellness Direct Care PLLC	3707 Providence Point Drive SE, Suite C, Issaquah WA 98029	King	www.wellnessdirectcare.com
Wendy Magana NP LLC	5205 S 2nd Ave, Suite G and H, Everett, WA 98203	Snohomish	www.curadirecthealthcare.com
Wise Patient Internal Medicine, PLLC	613 19th Ave E, Suite 101, Seattle, WA 98112	King	https://imwisepatient.com/

APPENDIX B: Changes in practice average monthly fees over time

Monthly fee	\$ 50 or less	\$51 - \$75	\$76 - \$100	\$101 - \$200	\$201 +
FY 2024 patients	1,120	12,084	7,841	4,944	5,430
FY 2024 practices	5	23	23	20	10
FY 2023 patients	8	9,253	8,076	8,480	5,852
FY 2023 practices	5	23	26	16	11
FY 2022 patients	45	10,011	5,487	5,948	2,291
FY 2022 practices	2	23	12	12	7
FY 2021 patients	1,095	11,136	1,576	6,919	1,644
FY 2021 practices	5	24	7	11	5
FY 2020 patients	1,622	9,357	1,909	4,353	1,838
FY 2020 practices	6	15	9	7	5
FY 2019 patients	2,917	2,600	2,816	4,969	1,160
FY 2019 practices	4	10	7	8	5
FY 2018 patients	4,574	6,668	1347	4,585	532
FY 2018 practices	4	17	7	5	3
FY 2017 patients	2,556	5,336	1,348	4,554	996
FY 2017 practices	6	18	7	5	3
FY 2016 patients	1,511	2,581	2,167	4,151	862
FY 2016 practices	8	8	6	6	2