

How to access Medicare Minutes

What are Medicare Minutes?

SHIP Medicare Minutes are provided monthly for the purpose of beneficiary education. They include a script for presentations to the public, a handout for the public, and teaching materials for the presenters. They can also be useful counseling tools.

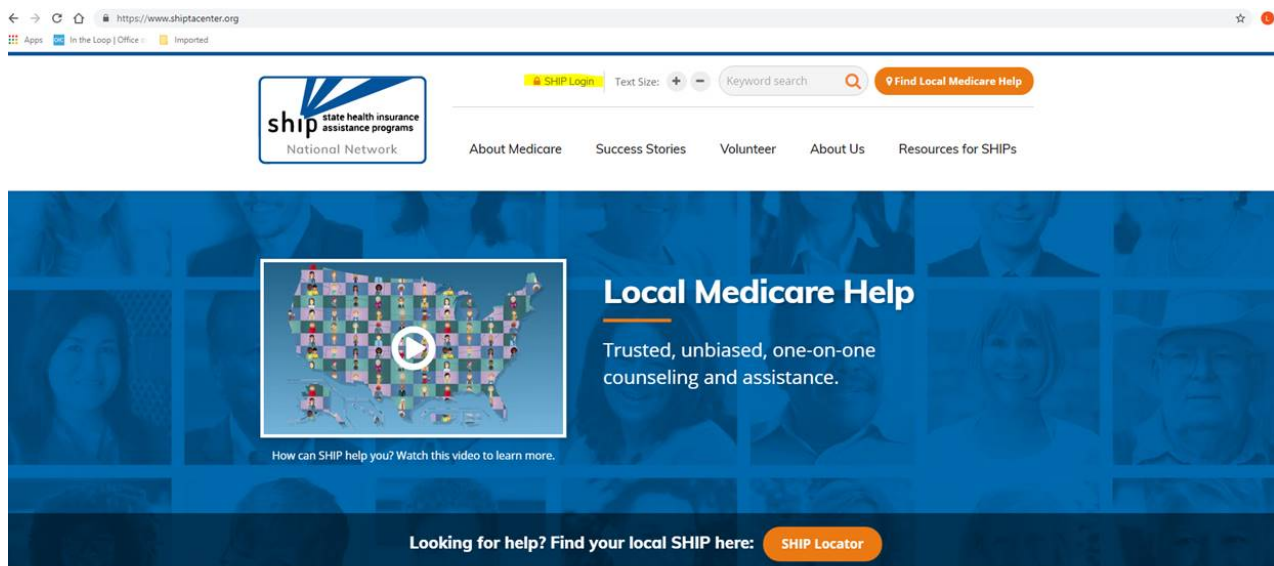
Medicare Minutes are published in the password-protected SHIP and SMP Resource Libraries shortly before each new month begins. Go to www.shiptacenter.org or www.smpresource.org. They are available to staff-level users and higher.

Note: Before distributing Medicare Minutes, you should customize them with your state or local contact information.

Medicare Minute access instructions

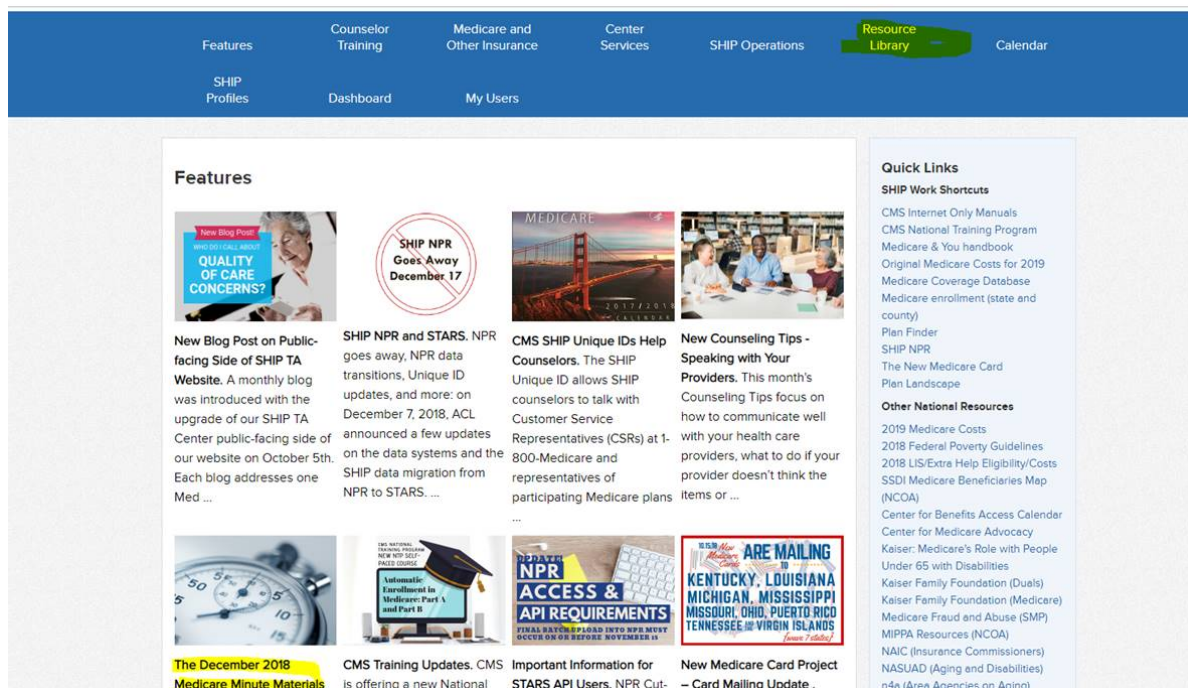
Here are some instructions with screen snips:

1. All of the Medicare Minutes are posted on the SHIP TA Center website at www.shiptacenter.org. Click on the “SHIP Login” (Highlighted in yellow in the screen snip below).

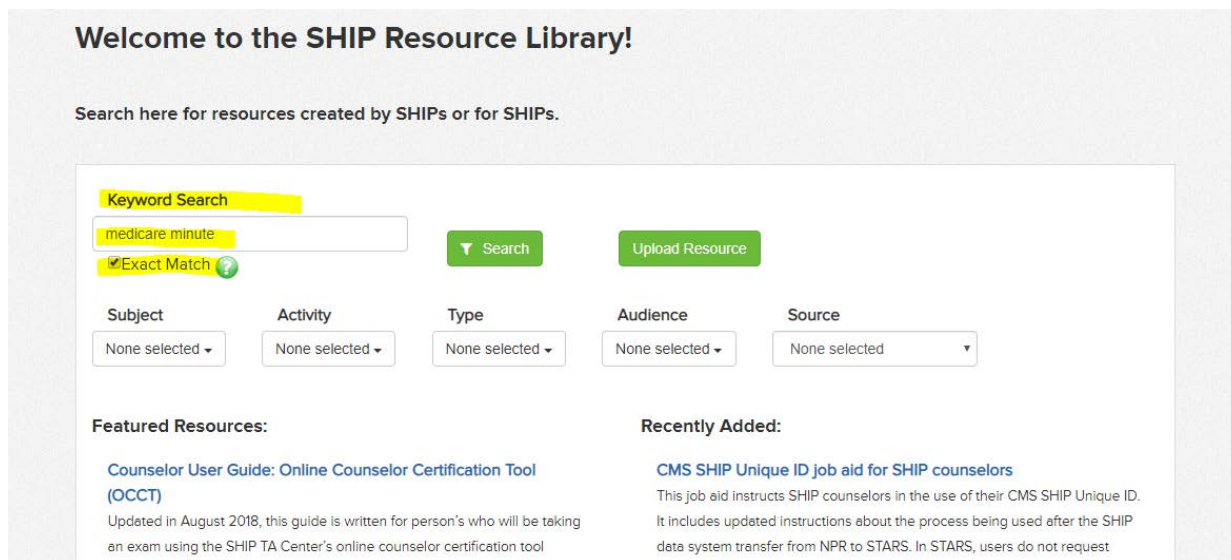


The screenshot shows the SHIP TA Center website. The browser address bar displays <https://www.shiptacenter.org>. The website header includes the SHIP logo (state health insurance assistance programs National Network) and navigation links: About Medicare, Success Stories, Volunteer, About Us, and Resources for SHIPs. A search bar is present with the text "Keyword search" and a magnifying glass icon. A yellow button labeled "SHIP Login" is highlighted. To its right is an orange button labeled "Find Local Medicare Help". Below the header is a large blue banner with a grid of people's faces. In the center of the banner is a map of the United States with a play button icon. To the right of the map, the text reads "Local Medicare Help" followed by "Trusted, unbiased, one-on-one counseling and assistance." At the bottom of the banner, there is a dark blue bar with the text "Looking for help? Find your local SHIP here:" and an orange button labeled "SHIP Locator".

- When you log in, you land on the “Features” page. The current Medicare Minute should be there, and you can also go to the “Resource Library” at the top of the page to search for all of them.



- To search for Medicare Minutes in the Resource Library, put the words in the Keyword search box and click “Exact Match,” then the green “Search” button.



- Remember to add the SHIBA contact information to any Medicare Minutes that you share. Also, don’t forget to complete Outreach Contacts in STARS if you use Medicare Minutes. Thank you!